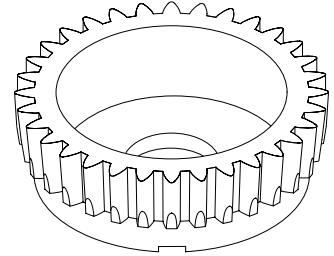



S5N30 & S7N30 SERIES
DP, 30° PA

Flat Root Side Fit
Non-Cham. Inv. Spline
Disc & Button Type

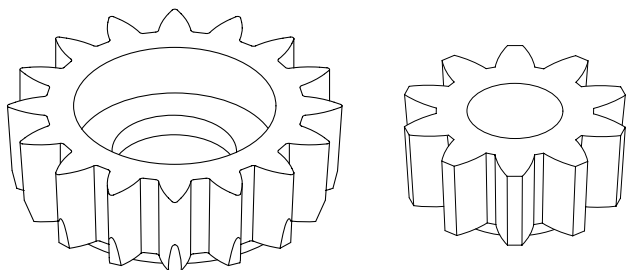
Some of the button cutters in this series will automatically be deep c' bore type due to the specific design characteristics; i.e., the relationship of the no. of teeth with the PD & Bore.



Diam. Pitch	Pitch Dia.	Bore	No. Teeth	ASA B5.15-1950		ANSI B92.1-1970	
				Whole Depth	Series	Whole Depth	Series
2.5/5	4	1-1/4	10	.442	S5N30-250-4	.470	S7N30-250-4
2.5/5	5	1-3/4	13	.442	S5N30-250-5	.470	S7N30-250-5
2.5/5	6	1-3/4	15	.442	S5N30-250-6	.470	S7N30-250-6
3/6	2.6	3/4	8	.3687	S5N30B-3-8S	.3917	S7N30B-3-8S
3/6	3	1-1/4	9	.3687	S5N30-300-3	.3917	S7N30-300-3
3/6	4	1-1/4	12	.3687	S5N30-300-4	.3917	S7N30-300-4
3/6	5	1-3/4	15	.3687	S5N30-300-5	.3917	S7N30-300-5
3/6	6	1-3/4	18	.3687	S5N30-300-6	.3917	S7N30-300-6
4/8	2	1/2	8	.277	S5N30B-4-8H	.294	S7N30B-4-8H
4/8	2	3/4	8	.277	S5N30B-4-8S	.294	S7N30B-4-8S
4/8	2.25	3/4	9	.277	S5N30B-4-9S	.294	S7N30B-4-9S
4/8	3	1-1/4	12	.277	S5N30-400-3	.294	S7N30-400-3
4/8	4	1-1/4	16	.277	S5N30-400-4	.294	S7N30-400-4
4/8	5	1-3/4	20	.277	S5N30-400-5	.294	S7N30-400-5
4/8	6	1-3/4	24	.277	S5N30-400-6	.294	S7N30-400-6
5/10	1.8	1/2	9	.222	S5N30B-5-9H	.235	S7N30B-5-9H
5/10	1.8	3/4	9	.222	S5N30B-5-9S	.235	S7N30B-5-9S
5/10	2	3/4	10	.222	S5N30B-5-10S	.235	S7N30B-5-10S
5/10	3	1-1/4	15	.222	S5N30-500-3	.235	S7N30-500-3
5/10	4	1-1/4	20	.222	S5N30-500-4	.235	S7N30-500-4
5/10	5	1-3/4	25	.222	S5N30-500-5	.235	S7N30-500-5
5/10	6	1-3/4	30	.222	S5N30-500-6	.235	S7N30-500-6
6/12	1.7	1/2	10	.1854	S5N30B-6-10H	.196	S7N30B-6-10H
6/12	2	3/4	12	.1854	S5N30B-6-12S	.196	S7N30B-6-12S
6/12	3	1-1/4	18	.1854	S5N30-600-3	.196	S7N30-600-3
6/12	4	1-1/4	24	.1854	S5N30-600-4	.196	S7N30-600-4
6/12	5	1-3/4	30	.1854	S5N30-600-5	.196	S7N30-600-5
6/12	6	1-3/4	36	.1854	S5N30-600-6	.196	S7N30-600-6
7/16	3	1-1/4	21	.1395	S5N30-700-3	.147	S7N30-700-3
7/16	4	1-1/4	28	.1395	S5N30-700-4	.147	S7N30-700-4
8/16	1.5	1/2	12	.1395	S5N30B-8-12H	.147	S7N30B-8-12H
8/16	1.8	3/4	14	.1395	S5N30B-8-14S	.147	S7N30B-8-14S
8/16	2	3/4	16	.1395	S5N30B-8-16S	.147	S7N30B-8-16S
8/16	2.5	3/4	20	.1395	S5N30B-8-20S	.147	S7N30B-8-20S
8/16	3	1-1/4	24	.1395	S5N30-800-3	.147	S7N30-800-3
8/16	4	1-1/4	32	.1395	S5N30-800-4	.147	S7N30-800-4
8/16	5	1-3/4	40	.1395	S5N30-800-5	.147	S7N30-800-5
8/16	6	1-3/4	48	.1395	S5N30-800-6	.147	S7N30-800-6
10/20	1.4	1/2	14	.112	S5N30B-10-14H	.118	S7N30B-10-14H
10/20	1.5	1/2	15	.112	S5N30B-10-15H	.118	S7N30B-10-15H
10/20	1.6	3/4	16	.112	S5N30B-10-16S	.118	S7N30B-10-16S
10/20	1.8	3/4	18	.112	S5N30B-10-18S	.118	S7N30B-10-18S
10/20	2.5	3/4	25	.112	S5N30B-10-24S	.118	S7N30B-10-24S
10/20	3	1-1/4	30	.112	S5N30-010-3	.118	S7N30-010-3
10/20	4	1-1/4	40	.112	S5N30-010-4	.118	S7N30-010-4
10/20	5	1-3/4	50	.112	S5N30-010-5	.118	S7N30-010-5
10/20	6	1-3/4	60	.112	S5N30-010-6	.118	S7N30-010-6
12/24	1.4	1/2	17	.0936	S5N30B-12-17H	.098	S7N30B-12-17H

(continued on next page)

**S5N30 & S7N30 SERIES
DP 30° PA (continued)**



**Flat Root Side Fit
Non-Cham. Inv. Spline
Disc & Button Type**

Some of the button cutters in this series will automatically be deep c' bore type due to the specific design characteristics; i.e., the relationship of the no. of teeth with the PD & Bore.

Diam. Pitch	Pitch Dia.	Bore	No. Teeth	ASA B5.15-1950		ANSI B92.1-1970	
				Whole Depth	Series	Whole Depth	Series
12/24	1.5	3/4	18	.0936	S5N30B-12-18S	.098	S7N30B-12-18S
12/24	1.75	3/4	21	.0936	S5N30B-12-21S	.098	S7N30B-12-21S
12/24	3	1-1/4	36	.0936	S5N30-012-3	.098	S7N30-012-3
12/24	4	1-1/4	48	.0936	S5N30-012-4	.098	S7N30-012-4
12/24	5	1-3/4	60	.0936	S5N30-012-5	.098	S7N30-012-5
12/24	6	1-3/4	72	.0936	S5N30-012-6	.098	S7N30-012-6
14/28	3	1-1/4	42	.0814	S5N30-014-3	.0839	S7N30-014-3
14/28	4	1-1/4	56	.0814	S5N30-014-4	.0839	S7N30-014-4
16/32	1.5	1/2	24	.0708	S5N30B-16-24H	.073	S7N30B-16-24H
16/32	2	3/4	32	.0708	S5N30B-16-32S	.073	S7N30B-16-32S
16/32	3	1-1/4	48	.0708	S5N30-016-3	.073	S7N30-016-3
16/32	4	1-1/4	64	.0708	S5N30-016-4	.073	S7N30-016-4
16/32	5	1-3/4	80	.0708	S5N30-016-5	.073	S7N30-016-5
16/32	6	1-3/4	96	.0708	S5N30-016-6	.073	S7N30-016-6
20/30	3	1-1/4	60	.0614	S5N30-023-3	.0635	S7N30-023-3
20/30	4	1-1/4	80	.0614	S5N30-023-4	.0635	S7N30-023-4
20/40	1.4	1/2	28	.057	S5N30B-20-28H	.059	S7N30B-20-28H
20/40	1.5	1/2	30	.057	S5N30B-20-30H	.059	S7N30B-20-30H
20/40	3	1-1/4	60	.057	S5N30-020-3	.059	S7N30-020-3
20/40	4	1-1/4	80	.057	S5N30-020-4	.059	S7N30-020-4
20/40	5	1-3/4	100	.057	S5N30-020-5	.059	S7N30-020-5
20/40	6	1-3/4	120	.057	S5N30-020-6	.059	S7N30-020-6
24/48	1.5	1/2	36	.0478	S5N30B-24-36H	.049	S7N30B-24-36H
24/48	3	1-1/4	72	.0478	S5N30-024-3	.049	S7N30-024-3
24/48	4	1-1/4	96	.0478	S5N30-024-4	.049	S7N30-024-4
24/48	5	1-3/4	120	.0478	S5N30-024-5	.049	S7N30-024-5
32/64	1.5	1/2	40	.0364	S5N30B-32-40H	.0367	S7N30B-32-40H
32/64	1.25	1/2	48	.0364	S5N30B-32-48H	.0367	S7N30B-32-48H
32/64	3	1-1/4	96	.0364	S5N30-032-3	.0367	S7N30-032-3
32/64	4	1-1/4	128	.0364	S5N30-032-4	.0367	S7N30-032-4
32/64	5	1-3/4	160	.0364	S5N30-032-5	.0367	S7N30-032-5
40/80	1.5	1/2	60	.0295	S5N30B-40-60H		S7N30B-40-60H
48/96	1.5	1/2	72	.0249	S5N30B-48-72H	Same as S5N30 Series	S7N30B-48-72H
40/80	3	1-1/4	120	.0295	S5N30-040-3		S7N30-040-3
40/80	4	1-1/4	160	.0295	S5N30-040-4		S7N30-040-4
40/80	5	1-3/4	200	.0295	S5N30-040-5		S7N30-040-5
48/96	3	1-1/4	144	.0249	S5N30-048-3		S7N30-048-3
48/96	4	1-1/4	192	.0249	S5N30-048-4	S7N30-048-4	
48/96	5	1-3/4	200	.0249	S5N30-048-5	S7N30-048-5	