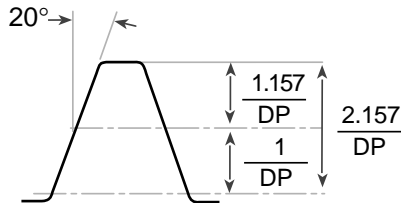
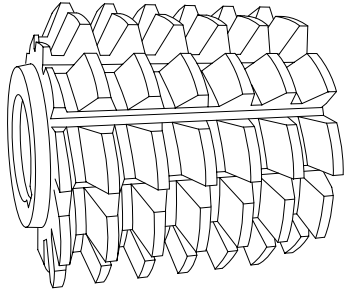


HS20 & HLS20 SERIES

DP, 20° PA

Finishing, Single Thread Right Hand & Left Hand Non-Topping



For 20 DP and finer, depth is $2.20/DP + .002$

For 3/4" bore, see HFS20 Series, page A-18.
For 1/2" bore, see HFH20 Series, page A-19.

For topping hob,
inquire on HT20 Series, page A10.

Diam. Pitch	O.D.	Length	Bore	Whole Depth	Specify Class AA, A, B, C, D	
					Right Hand	Left Hand
3/4	12-1/2	16	2-1/2	2.876	HS20-075	—
1	10-3/4	15	2-1/2	2.157	HS20-100	—
1-1/4	8-3/4	12	2	1.725	HS20-125	—
1-1/2	8	10	2	1.438	HS20-150	HLS20-150
1-3/4	7-1/4	9	2	1.2326	HS20-175	HLS20-175
2	5-3/4	8	1-1/2	1.0785	HS20-200	HLS20-200
2-1/4	5-1/2	7-1/2	1-1/2	.9587	HS20-225	—
2-1/2	5	7	1-1/2	.8628	HS20-250	HLS20-250
2-3/4	5	6	1-1/2	.7844	HS20-275	—
3	4-1/2	5	1-1/4	.719	HS20-300	HLS20-300
3-1/2	4-1/4	4-3/4	1-1/4	.6163	HS20-350	HLS20-350
4	4	4	1-1/4	.5393	HS20-400	HLS20-400
4-1/2	3-1/2	3-1/2	1-1/4	.4793	HS20-450	HLS20-450
5	3-1/2	3-1/2	1-1/4	.4314	HS20-500	HLS20-500
5-1/2	3-1/2	3-1/2	1-1/4	.3922	HS20-550	HLS20-550
6	3-1/2	3-1/2	1-1/4	.3595	HS20-600	HLS20-600
6-1/2	3-1/4	3-1/4	1-1/4	.3318	HS20-650	HLS20-650
7	3-1/4	3-1/4	1-1/4	.3081	HS20-700	HLS20-700
7-1/2	3	3	1-1/4	.2876	HS20-750	—
8	3	3	1-1/4	.2696	HS20-800	HLS20-800
8-1/2	3	3	1-1/4	.2538	HS20-850	—
9	3	3	1-1/4	.2397	HS20-900	HLS20-900
10	3	3	1-1/4	.2157	HS20-010	HLS20-010
11	2-3/4	2-3/4	1-1/4	.1961	HS20-011	—

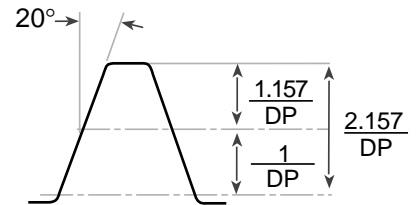
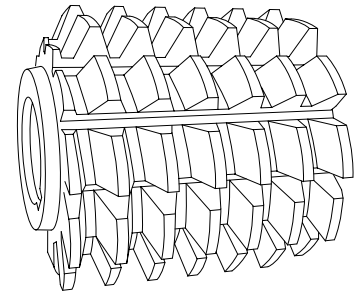
continued on next page

HS20 & HLS20 SERIES DP, 20° PA (continued)

Diam. Pitch	O.D.	Length	Bore	Whole Depth	Specify Class AA, A, B, C, D	
					Right Hand	Left Hand
12	2-3/4	2-3/4	1-1/4	.1798	HS20-012	HLS20-012
13	2-1/2	2-1/2	1-1/4	.1659	HS20-013	-
14	2-1/2	2-1/2	1-1/4	.1541	HS20-014	HLS20-014
15	2-1/2	2-1/2	1-1/4	.1438	HS20-015	-
16	2-1/2	2-1/2	1-1/4	.1348	HS20-016	HLS20-016
17	2-1/2	2	1-1/4	.1269	HS20-017	-
18	2-1/2	2	1-1/4	.1198	HS20-018	HLS20-018
19	2-1/2	2	1-1/4	.1135	HS20-019	-
20	2-1/2	2	1-1/4	.112	HS20-020	HLS20-020
21	2-1/2	2	1-1/4	.1068	HS20-021	-
22	2-1/2	2	1-1/4	.102	HS20-022	-
24	2-1/2	2	1-1/4	.0937	HS20-024	HLS20-024
26	2-1/2	2	1-1/4	.0866	HS20-026	HLS20-026
28	2-1/2	2	1-1/4	.0806	HS20-028	HLS20-028
30	2-1/2	2	1-1/4	.0753	HS20-030	HLS20-030
32	2-1/2	2	1-1/4	.0708	HS20-032	HLS20-032
34	2-1/2	2	1-1/4	.0667	HS20-034	-
36	2-1/2	2	1-1/4	.0631	HS20-036	-
38	2-1/2	2	1-1/4	.0599	HS20-038	-
40	2-1/2	2	1-1/4	.057	HS20-040	-
42	2-1/2	2	1-1/4	.0544	HS20-042	-
44	2-1/2	2	1-1/4	.052	HS20-044	-
46	2-1/2	2	1-1/4	.0498	HS20-046	-
48	2-1/2	2	1-1/4	.0478	HS20-048	-
56	2-1/2	1-1/4	1-1/4	.0413	HS20-056	-
60	2-1/2	1-1/4	1-1/4	.0387	HS20-060	-
64	2-1/2	1-1/4	1-1/4	.0364	HS20-064	-
72	2-1/2	1-1/4	1-1/4	.0326	HS20-072	-

Class AA requires special order.

Finishing, Single Thread Right Hand & Left Hand Non-Topping



For 20 DP and finer, depth is $2.20/DP + .002$

For 3/4" bore, see HFS20 Series, page A-30.
For 1/2" bore, see HFH20 Series, page A34.

For topping hob, inquire on HT20 Series,
page A10.

CHS20 & CHLS20 SERIES DP, 20° PA

Diam. Pitch	O.D.	Length	Bore	Whole Depth	Specify Class A, B, C, D	
					Right Hand	Left Hand
3/4	12-1/2	16	2-1/2	2.876	CHS20-075	CHLS20-075
1	10	12-1/4	2	2.157	CHS20-100	CHLS20-100
1-1/4	8-1/4	10-1/2	1-1/2	1.725	CHS20-125	CHLS20-125
1-1/2	7-1/2	7-3/4	1-1/2	1.438	CHS20-150	CHLS20-150
1-3/4	6-3/4	8	1-1/2	1.2326	CHS20-175	CHLS20-175
2	5-1/4	6	1-1/4	1.0785	CHS20-200	CHLS20-200
2-1/4	5-1/4	6	1-1/4	.9587	CHS20-225	CHLS20-225
2-1/2	4-3/4	5	1-1/4	.8628	CHS20-250	CHLS20-250
2-3/4	4-3/4	5	1-1/4	.7844	CHS20-275	CHLS20-275
3	4	4	1-1/4	.719	CHS20-300	CHLS20-300

"Cut Down" Size

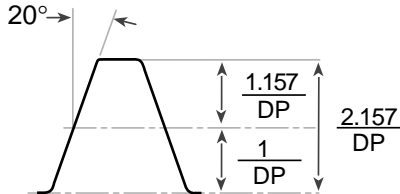
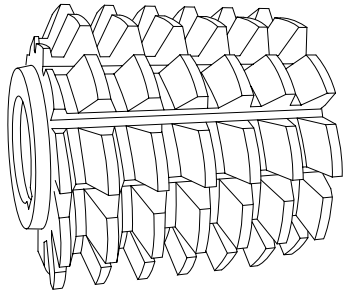
Same tooth form as above. The Cut down Series is smaller in physical size, thus more economical for a "short run requirement", and may "fit" on smaller capacity machines.

DON'T SEE WHAT YOU WANT?

Please call. We will search through our surplus of hobs or special order to your specific requirements.

HT20 SERIES DP, 20° PA

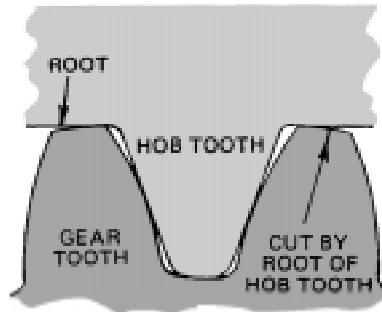
Topping, Finishing Single Thread Right Hand



For 20DP and finer, depth is $2.20/DP + .002$

For 3/4" bore topping,
see HFT20 Series, page A18.
For left hand inquire on HTL20 Series.

Diam. Pitch	O.D.	Length	Whole Depth	Specify Class A, B, C, D
4	4	4	.5393	HT20-400
5	3-1/2	3-1/2	.4314	HT20-500
6	3-1/2	3-1/2	.3595	HT20-600
7	3-1/4	3-1/4	.3081	HT20-700
8	3	3	.2696	HT20-800
10	3	3	.2157	HT20-010
12	2-3/4	2-3/4	.1798	HT20-012
14	2-1/4	2-1/2	.1541	HT20-014
16	2-1/2	2-1/2	.1348	HT20-016
18	2-1/2	2	.1198	HT20-018
20	2-1/2	2	.112	HT20-020
24	2-1/2	2	.0937	HT20-024



TOPPING

Topping hobs cut the outside diameter of the gear blank at the same time that the gear tooth is generated.